

DDK2

Taking evaporative air conditioning to the next level



WHY DDK2



LOW CAPITAL REPAIRS

- No more ceiling repairs caused by leaks
- No more rusty roofs



QUALITY DESIGN AND MATERIALS

Large drip trays and air diverters are made from UV stabilised Micro Tuff™ polyethylene for strength and lightweight properties.



WHISPER QUIET COOLING

- No turbulent air noise
- Greater air flow
- Quality balanced air



EASY INSTALLATION

Simply screw, snip, clip & zip. All parts are made to fit with minimal effort, making installations quick and easy.



ON-GOING SUPPORT

A comprehensive installation manual has been developed to troubleshoot most questions you may come across. Dropper Solutions also offers technical support as well as one-on-one training.



PEACE OF MIND

DDK2 is backed by a 10 year warranty.




INTRODUCING THE DDK2 KIT

A SUPERIOR EVAPORATIVE AIR CONDITIONING KIT

No matter whether you're upgrading an existing evaporative system or installing a brand new one, Dropper Solutions' DDK2 Evaporative Air Conditioning Kit is the ideal choice.

Proudly 100% Australian owned, the patented system provides easy installation, greater running efficiencies and significantly lower maintenance costs. The secret is intelligent engineering. Unlike other systems, the durable DDK2 kit is made with smarter materials. What's more, the unit has been designed to eliminate the excess water that travels onto rooftops and gutters, leading to unsightly rust and water damage to the home. Take your next evaporative air conditioning installation to the next level. Contact Dropper Solutions about DDK2 today.



DDK2 ADVANTAGES

1 MAINTENANCE TAP

A convenient brass maintenance tap is provided within the drip tray catchment for easy access, flushing and cleaning. Importantly, water can now be safely drained away instead of running down the roof sheets eliminating slipping hazards. What's more there is no need to run a garden hose from the ground to the roof, removing potential tripping hazards.

2 DRIP TRAY

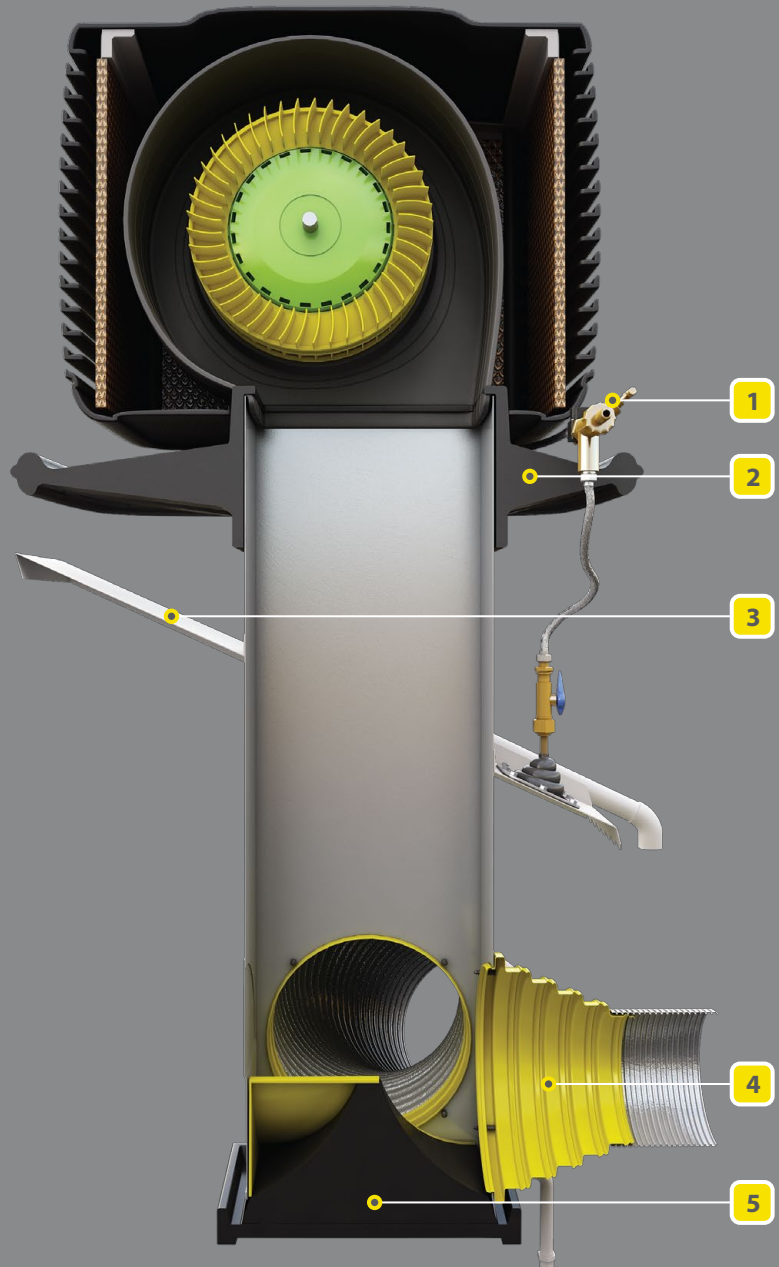
A Micro Tuff™ polyethylene external drip tray catches all leaking water from the evaporative system. It is easy to clean and remove calcium buildup and reduces the need to replace roofing iron, gutters and flashings due to rust and water damage.

Ultra sturdy, the polyethylene combines excellent strength with a high ESCR (Environmental Strength Cracking Rating) and chemical resistance. It is UV stabilised for long term outdoor use, does not corrode and presents an attractive finish that can be colour matched to suit the evaporative cooling system or roofing materials. It is also resistant to extreme temperatures and weather events.

The clever design also minimises the amount of excess water that can collect during heavy rain or if the drainage line becomes blocked. This means the overall system cannot be over loaded with any additional weight making it a safer rooftop installation.

3 UNIVERSAL FLASHING KIT

Dropper Solutions' new Universal Flashing Kit saves time and money. The kit is designed to suit most roof profiles and is available in any Colorbond colour, eliminating the need to build custom made flashings.



Further more, rubber-backed sections have been incorporated into the flashings to remove the galvanic and corrosive effects caused by two dissimilar metals touching (for example a galvanised flashing touching stainless steel dropper ducting).

4 UNIVERSAL PLASTIC SPIGOTS

Most standard spigots used are made from galvanised steel. Dropper Solutions have created a universal product that will suit flexiduct from 300–500mm diameter. With a simple cut from a knife the Universal Spigot can be adjusted to suit the required size. The spigots can then be pushed and clicked into the dropper duct pre-cut holes and fixed in place using push-in plastic rivets. Large zip ties are provided making the fitting of flexi ducting quick and easy.

5 AIR DIVERTER / INTERNAL DRIP TRAY

A separate internal Micro Tuff™ polyethylene emergency ‘catch tray’ with a built-in air diversion system has been developed to catch and drain water away from the internal roof space, reducing the need to repair wet ceilings and replace roof insulation.

The Dropper Solutions Air Diverter system also ensures the best possible air flow and removes the cavitation problem that often occurs in the bottom of traditional style square ducting. The Dropper Solutions Air Diverter system provides quieter operation with additional air flow to each room. Installers will have little need to balance the air flow from the dropper outlet ports.

	TRADITIONAL	DDK2
LOW ELECTRICITY CONSUMPTION	✓	✓
LOW MAINTENANCE COST	—	✓
EASY INSTALLATION	—	✓
QUIET OPERATION	—	✓
HIGH AIR FLOW	—	✓

DDK2 is more efficient to run and maintain than a traditional evaporative air conditioning system.

STANDARD INCLUSIONS

DDK2 KIT STANDARD INCLUSIONS

- ✓ Stainless steel dropper duct with spigot and pre-cut mounting holes (1400 mm long)
- ✓ Stainless steel dropper mounting Kit
- ✓ Large Micro Tuff™ polyethylene drip tray
- ✓ Colour matched roof flashings (rubber backed to stop galvanic reactions)
- ✓ Internal air diverter / emergency leak tray
- ✓ Universal spigots (x4)
- ✓ Ducting zip ties (XL)
- ✓ Stainless steel blanking plate (required for 3-way option)
- ✓ Electrical isolator
- ✓ Supply water isolation tap
- ✓ Flexi hoses (x2)
- ✓ Roof Dektite (x2)
- ✓ Water plumbing kit
- ✓ Water drainage kit
- ✓ Complete set of stainless steel screws, tek screws and fixings
- ✓ UV stabilised paint for PVC drainage line
- ✓ Sundries: silicone, lock rings, duct tape, elbows, couplings, saddles
- ✓ Comprehensive Installation Manual



FLEXIBLE DUCTING

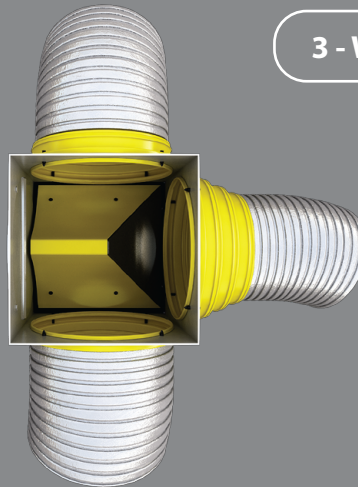
THREE-WAY OR FOUR-WAY DUCTING, IN A CLICK

DDK2 arrives ready for easy three-way installation. However, another great advantage of the kit is the fact it comes prefabricated to make changing to a four-way ducting option quick and simple – even if you decide to add another register into the home after installation.

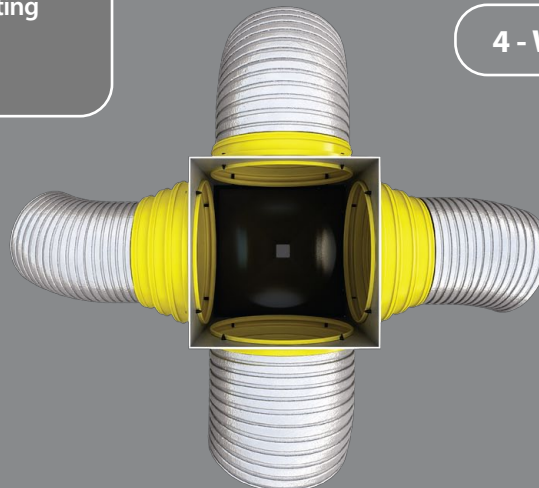



TO CHANGE THE 3-WAY INTO A 4-WAY DUCTING OPTION, SIMPLY:

- 1** Remove the blanking plate and air diverter chock
- 2** Click in the new spigot
- 3** Push in the plastic rivets and tie the flexi ducting to the spigot



3 - WAY



4 - WAY




DDK2 MAKES A POSITIVE DIFFERENCE

THE EXAMPLES BELOW ILLUSTRATE THE EFFICIENCIES OF DDK2

TRADITIONAL EVAPORATIVE AIR CONDITIONING SYSTEM

Air flow: 1,651 L/sec

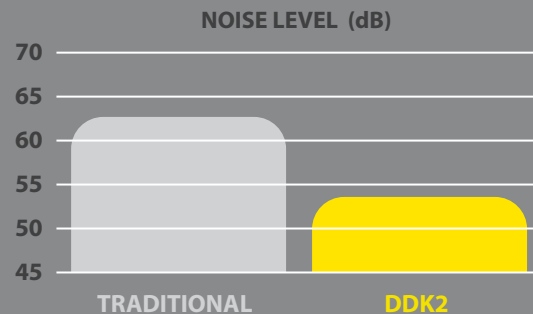
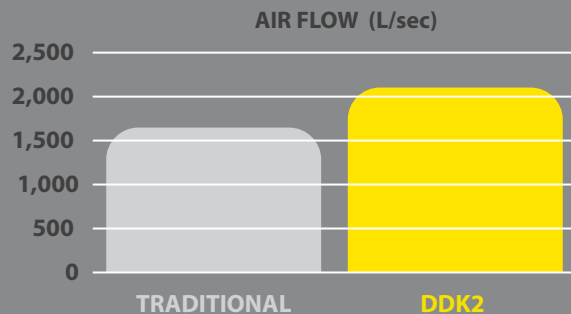
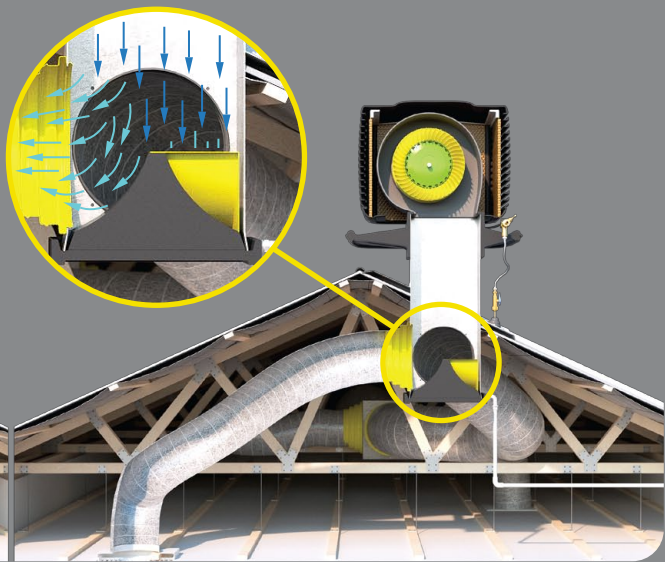
House with existing roof mounted cooler and four flexible ducting heading off a standard dropper, all typical installation. The house was fitted with five air registers of varying sizes.



DDK2 EVAPORATIVE AIR CONDITIONING SYSTEM

Air flow: 2,110 L/sec Increased air flow by 28.6%

House with DDK2 kit installed. Plastic registers replaced with metal registers. Existing cooler reinstalled.



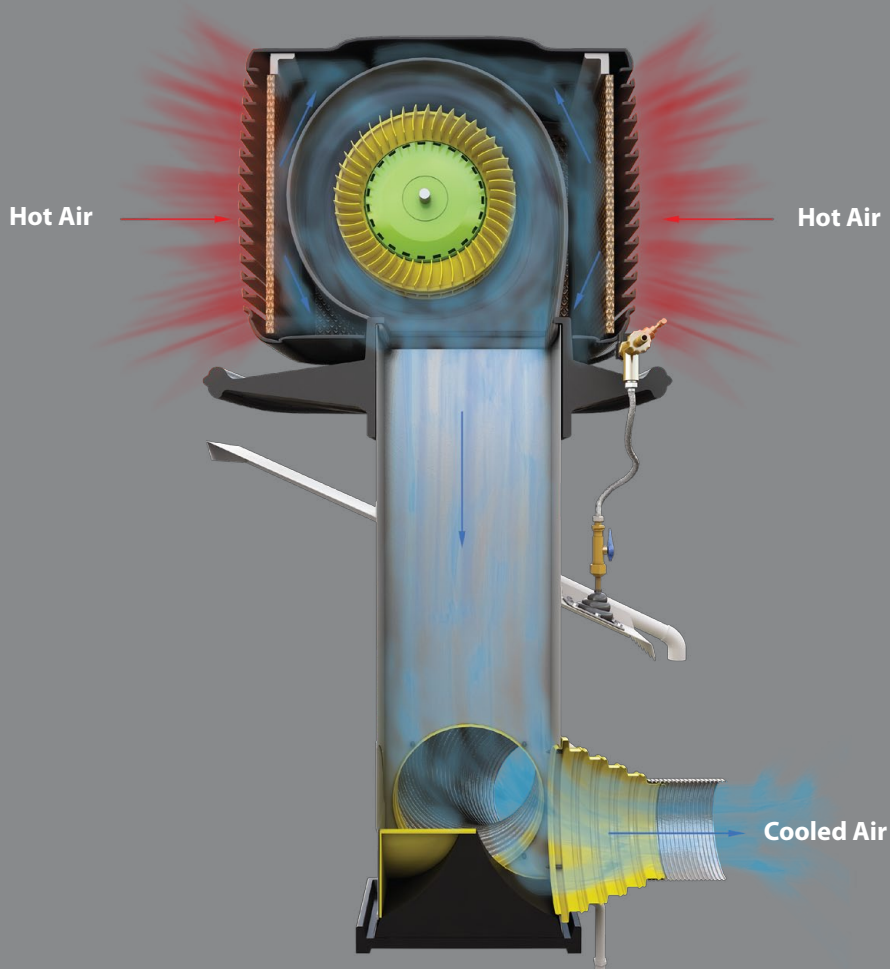
HOW DOES EVAP WORK?

HOW DOES EVAPORATIVE AIR CONDITIONING WORK?

Ever wondered why you feel cooler by the ocean or a river? You feel cooler because as hot air blows across the water, it causes some of the water to evaporate and absorb the heat.

An evaporative air conditioner works the same way. Hot air enters the cooling unit on your roof where it is filtered and cooled as it passes through specially designed moistened pads. The fan then blows the naturally cooled air throughout your home.


Hot air in the house is forced out through open windows and doors providing your entire home with a complete change of air every two minutes.



BENEFITS OF EVAPORATIVE AIR CONDITIONING

With energy prices escalating and our summers getting hotter, evaporative air conditioning has a significant edge on refrigerative systems when it comes to energy efficiency and lifestyle.

- ✓ Leave windows and doors open so air is fresher and healthier
- ✓ Evaporative air won't dry your skin, nose and eyes
- ✓ Save energy, save money, save the environment
- ✓ Get a good night's sleep with whisper-quiet cooling



A CLOSER LOOK AT DDK2

USE YOUR SMART PHONE TO EXPLORE THE DDK2 IN AUGMENTED REALITY

STEP 1

Download the ARMedia Player app to your phone.

iOS: Apple App Store - Search for ARMedia Player

Android: Google Play - Search for ARMedia Player



STEP 2




Use your smart phone to browse:

www.droppersolutions.com.au/AR

Download the DDK2 AR Models to your phone.


HOW TO USE THE AR PLAYER APP

Once you have the app and the AR files on your smart phone you'll need to:

- 1 Open the app and tap on the library icon  or  at the right bottom corner at the main page
- 2 Tap refresh button 
- 3 The new downloaded models should appear in your list of AR Models
- 4 Tap the new file
- 5 Tap the "eye" icon to augment
- 6 You are now ready
- 7 Hover your smart phone over the Augmented Reality Marker on the back cover of this brochure



If you experience any difficulties with the app, please contact us for help.





Australian Government

IP Australia

Patented number 2016100417



Augmented Reality Marker to get a closer look at DDK2.
See inside back cover for details.

**36 Marian Street,
Mt Isa, Queensland 4825
Po BOX 1134
Australia**



**Phone: 1300 50 77 66
Email: enquiries@droppersolutions.com.au
www.droppersolutions.com.au**